

Order items



Bus parking place



Car club parking place***



Diplomatic vehicle parking place***



Disabled persons parking place***



Doctors parking place***



Electric Vehicle parking place***



Limited waiting place*



Loading place*



Motor cycle parking place*



Pay and display / Pay by phone bay parking place* ** †



Permit holders parking place*



Numbered parking place* ††



Shared use parking place (Permit holders / Pay and Display / Pay by phone)* ** †



Pedal cycle parking place***



Police vehicle parking place***



No waiting, with restricted hours* (single yellow line)



No loading at any time***



No loading, with prohibited hours*

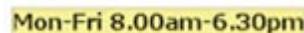


No waiting at any time (double yellow line)***

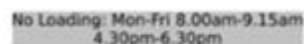


School keep clear

Other information



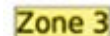
Waiting restriction ††



Loading prohibition ††



Pay and display / Pay by phone bay charge band (see table for details) ††



Controlled parking zone (see table for details) ††



Priority parking area



Pay and display / Pay by phone bay charge band area



Controlled parking zone / priority parking area



Greenways



Pedestrianised zone



Area covered by a text based traffic regulation order

* These restrictions apply the permitted hours of the controlled parking zone within which they are located. If the permitted hours differ then a label indicates the applicable permitted hours.

** These restrictions apply the pay and display/ pay by phone charge band of the pay and display/ pay by phone charge band area in which they are located. If the charge band differs then a label indicates the applicable charge band.

*** These restrictions apply at any time.

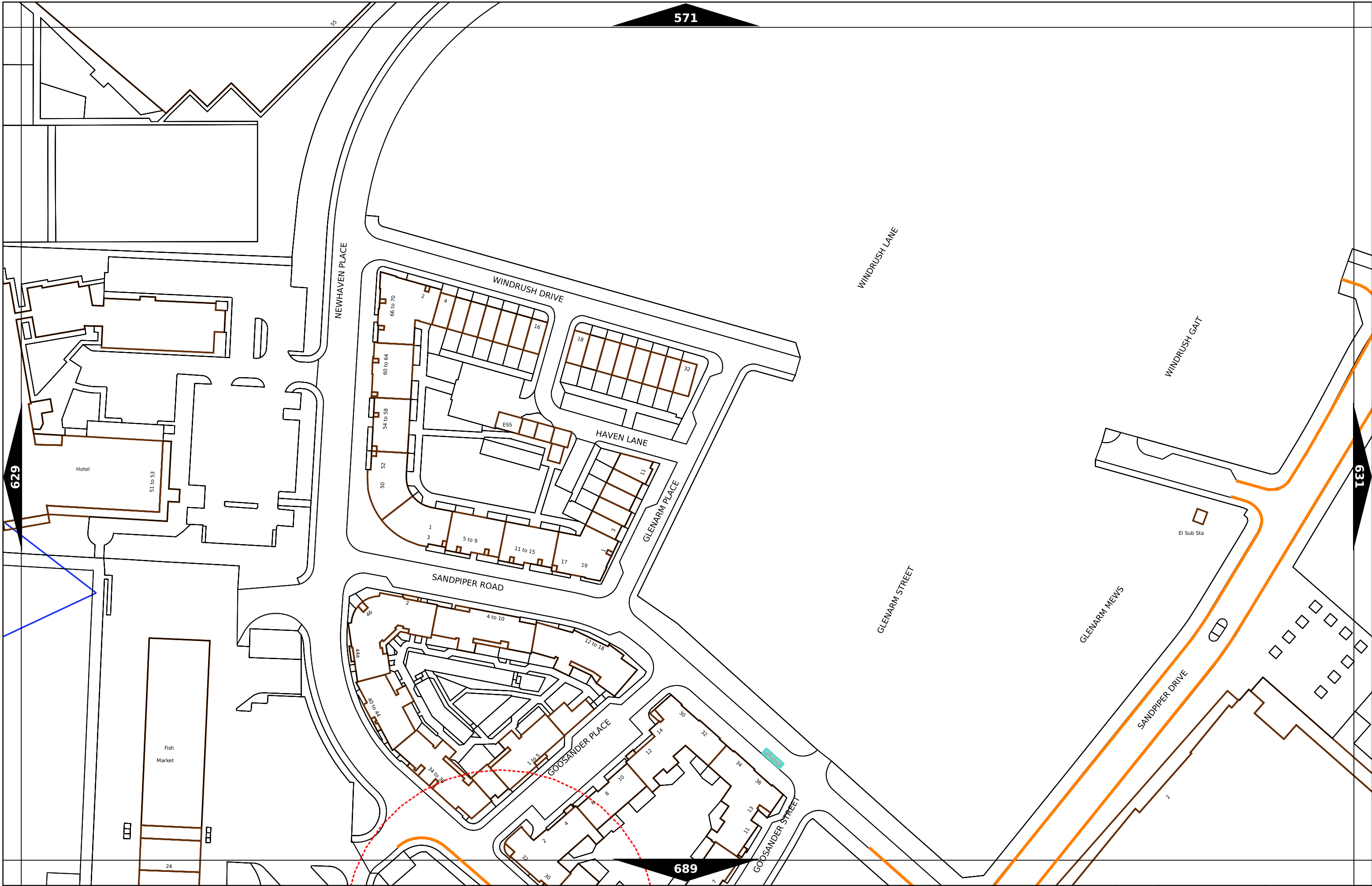
† These restrictions apply the permitted hours, max stay and no return times of the charge band area in which they are located. If the details differ then a label indicates the applicable details.

†† Labels will differ dependent upon the area in which the restriction is located.

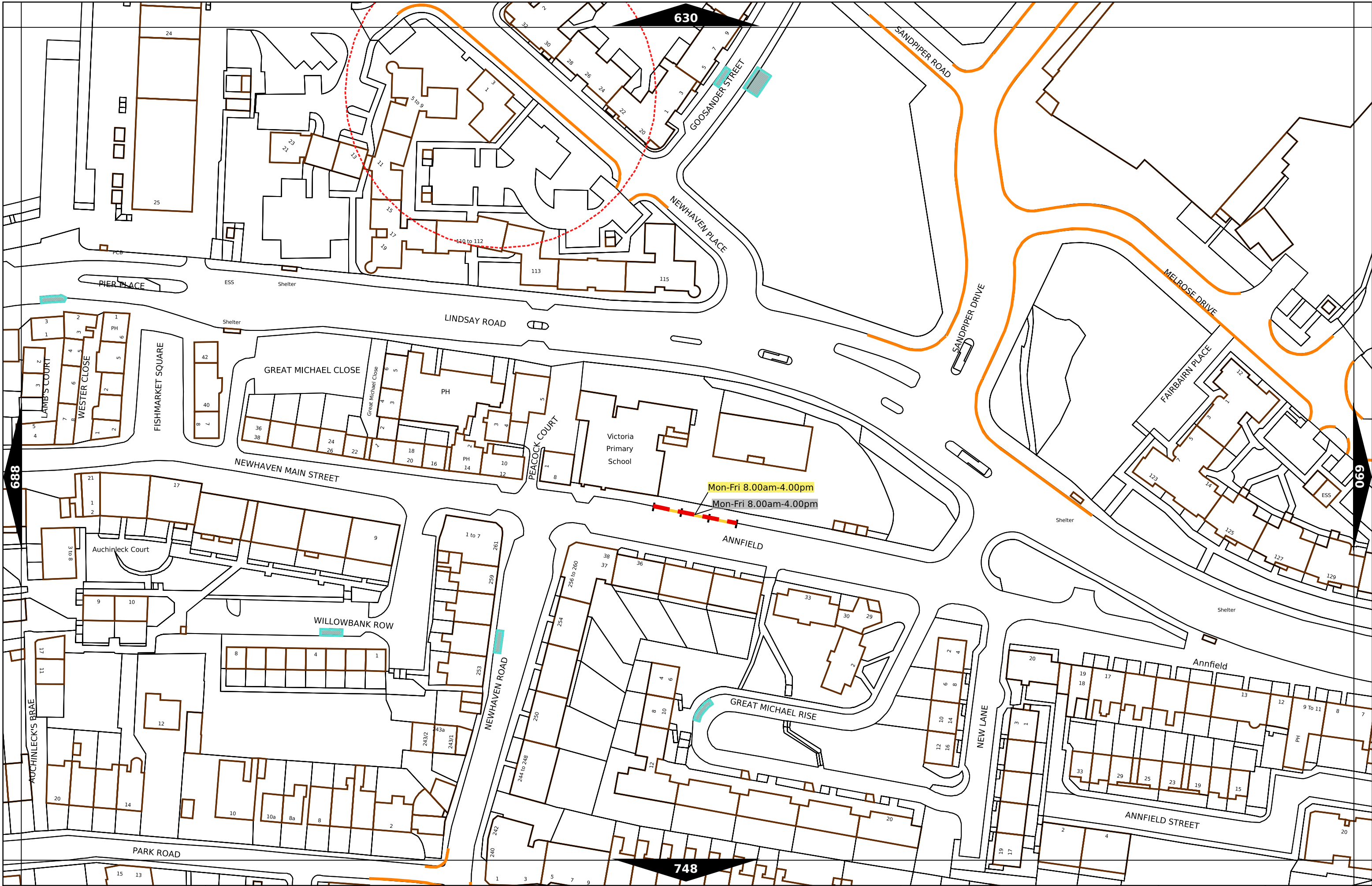
Controlled Parking Zone/ Priority	Sub zone (where applicable)	Permitted Hours (any such day not being a parking holiday)	Restricted Hours (any such day not being a parking holiday)
Central zone	Sub-zone 1	08.30 to 18.30 Mondays to Saturdays inclusive	08.30 to 18.30 Mondays to Saturdays inclusive
	Sub-zone 1A		
	Sub-zone 2		
	Sub-zone 3		
Peripheral zone	Sub-zone 4	08.30 to 17.30 Mondays to Fridays inclusive	08.30 to 17.30 Mondays to Fridays inclusive
	Sub-zone 5		
	Sub-zone 5A		
	Sub-zone 6		
Zone N1	Sub-zone 7		
	Sub-zone 8		
	Zone N2		
	Zone N3		
	Zone N4		
	Zone N5		
	Zone S1		
	Zone S2		
Zone S3	08.30 to 09:30 and 16:00 to 17.00 Mondays to Fridays inclusive	08.30 to 09.30 and 16.00 to 17.00 Mondays to Fridays inclusive	
Zone S4			
Zone K			
Priority Parking Area B1	10.00 to 11.30 Mondays to Fridays inclusive	-	
Priority Parking Area B2	13.30 to 15.00 Mondays to Fridays inclusive	-	
Priority Parking Area B3	10.00 to 11.30 Mondays to Fridays inclusive	-	
Priority Parking Area B4	11.30 to 13.00 Mondays to Fridays inclusive	-	
Priority Parking Area B5	11.30 to 13.00 Mondays to Fridays inclusive	-	
Priority Parking Area B6	11.00 to 12.30 Mondays to Fridays inclusive	-	
Priority Parking Area B7	09.30 to 11.00 Mondays to Fridays inclusive	-	
Priority Parking Area B8	12.30 to 14.00 Mondays to Fridays inclusive	-	
Priority Parking Area B9	13.30 to 15.00 Mondays to Fridays inclusive	-	
Priority Parking Area B10	13.30 to 15.00 Mondays to Fridays inclusive	-	

Pay and display / Pay by phone charge band	Parking charge	Times of operation	Max stay and no return times
Band A	£4.50 per hour	Mon-Sat 8:30am-6.30pm	Max stay 10 hours, no return within 1 hour
Band B1	£4.60 per hour	Mon-Sat 8:30am-6.30pm	Max stay 3 hours, no return within 1 hour
Band B2	£4.10 per hour	Mon-Sat 8:30am-6.30pm	Max stay 4 hours, no return within 1 hour
Band B3	£3.50 per hour	Mon-Sat 8:30am-6.30pm	Max stay 4 hours, no return within 1 hour
Band C1	£3.10 per hour	Mon-Fri 8:30am-5.30pm	Max stay 4 hours, no return within 1 hour
Band C2	£2.70 per hour	Mon-Fri 8:30am-5.30pm	Max stay 4 hours, no return within 1 hour
Band D	£2.30 per hour	Mon-Fri 8:30am-5.30pm	Max stay 4 hours, no return within 1 hour
Band D1	£2.30 per hour	Mon-Fri 8.00am-6.30pm Sat 8.30am-1.30pm	Max stay 1 hour, no return within 1 hour
Band D2	£2.30 per hour	Mon-Fri 9.15am-4.30pm Sat 8.00am-1.30pm	Max stay 1 hour, no return within 1 hour
Band D3	£2.30 per hour	Mon-Fri 9.15am-4.30pm Sat 8.00am-6.30pm	Max stay 1 hour, no return within 1 hour
Band D4	£2.30 per hour	Mon-Fri 9.30am-4.00pm Sat 8.00am-1.30pm	Max stay 1 hour, no return within 1 hour
Band D5	£2.30 per hour	Mon-Fri 9.30am-4.00pm Sat 8.00am-6.30pm	Max stay 1 hour, no return within 1 hour
Band D6	£2.30 per hour	Mon-Sat 9.00am-5.30pm	Max stay 1 hour, no return within 1 hour
Band D7	£2.30 per hour	Mon-Sat 8.00am-6.30pm	Max stay 2 hours, no return within 1 hour
Band D8	£2.30 per hour	Mon-Fri 8.00am-6.00pm Sat 8.00am-1.30pm	Max stay 1 hours, no return within 1 hour
Band G	£5.00 per day	Mon-Fri 8:30am-5.30pm	Max stay 9 hours, no return within 1 hour
Band G1	£5.00 per day	Mon-Fri 8:30am-5.30pm	Max stay 9 hours, no return within 1 hour
Band G2	£5.00 per day	Mon-Fri 8:30am-5.30pm	Max stay 9 hours, no return within 1 hour
Band Q	60p per hour	Mon-Fri 8:30am-5.30pm	Max stay 1 hours, no return within 1 hour

Note: This table indicated the typical maximum stay periods and any differences are labelled on the map tiles.



Scale at A3	1:1000
Print Date	23-May-2019
Map Tile	630
Version	2
Status	PROPOSED



Scale at A3	1:1000
Print Date	23-May-2019
Map Tile	689
Version	3
Status	PROPOSED