

Order items



Bus parking place



Car club parking place***



Diplomatic vehicle parking place***



Disabled persons parking place***



Doctors parking place***



Electric Vehicle parking place***



Limited waiting place*



Loading place*



Motor cycle parking place*



Pay and display / Pay by phone bay parking place* ** †



Permit holders parking place*



Numbered parking place* ††



Shared use parking place (Permit holders / Pay and Display / Pay by phone)* ** †



Pedal cycle parking place***



Police vehicle parking place***



No waiting, with restricted hours* (single yellow line)



No loading at any time***



No loading, with prohibited hours*

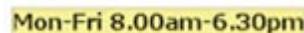


No waiting at any time (double yellow line)***

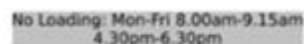


School keep clear

Other information



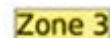
Waiting restriction ††



Loading prohibition ††



Pay and display / Pay by phone bay charge band (see table for details) ††



Controlled parking zone (see table for details) ††



Priority parking area



Pay and display / Pay by phone bay charge band area



Controlled parking zone / priority parking area



Greenways



Pedestrianised zone



Area covered by a text based traffic regulation order

* These restrictions apply the permitted hours of the controlled parking zone within which they are located. If the permitted hours differ then a label indicates the applicable permitted hours.

** These restrictions apply the pay and display/ pay by phone charge band of the pay and display/ pay by phone charge band area in which they are located. If the charge band differs then a label indicates the applicable charge band.

*** These restrictions apply at any time.

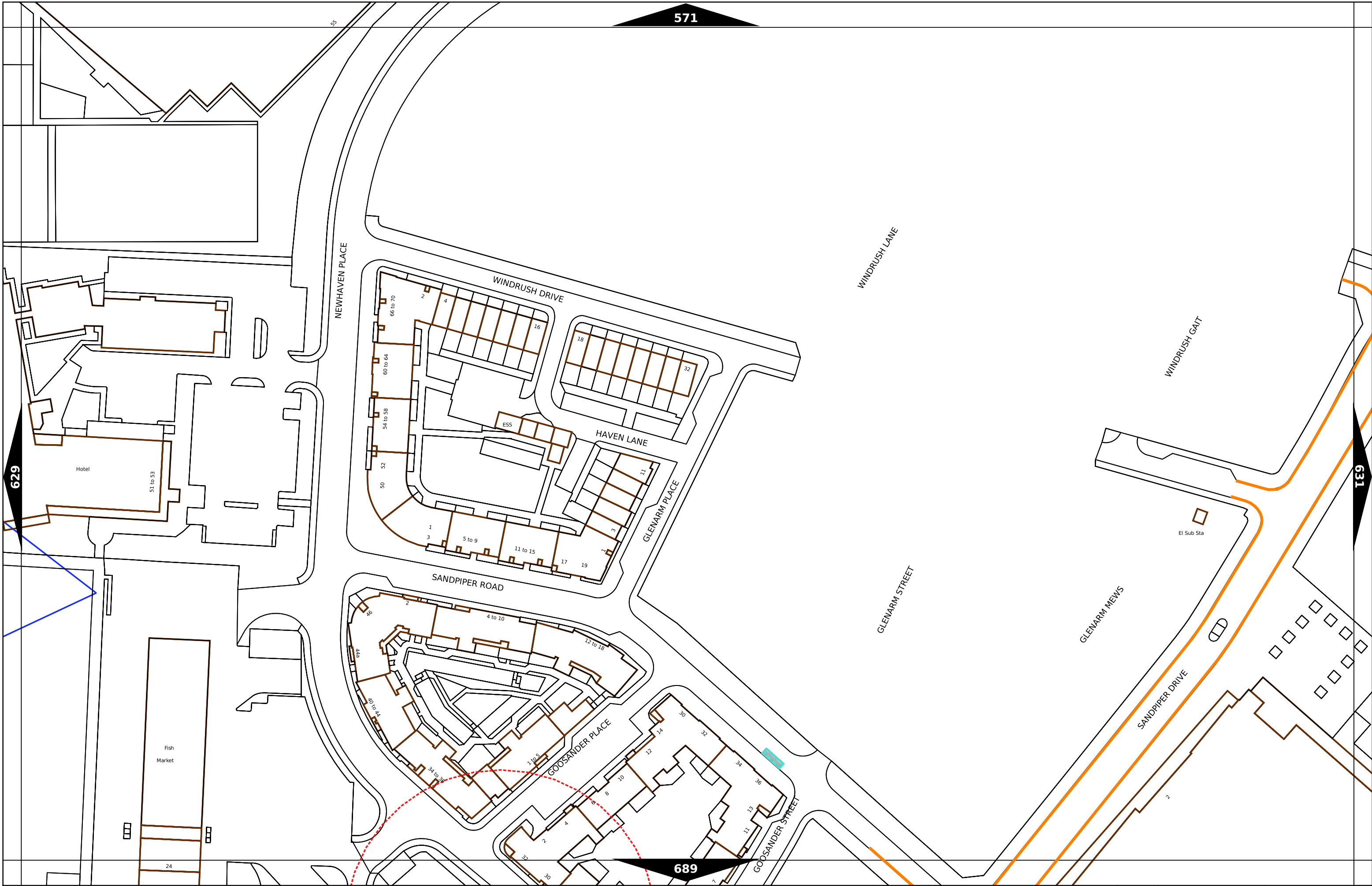
† These restrictions apply the permitted hours, max stay and no return times of the charge band area in which they are located. If the details differ then a label indicates the applicable details.

†† Labels will differ dependent upon the area in which the restriction is located.

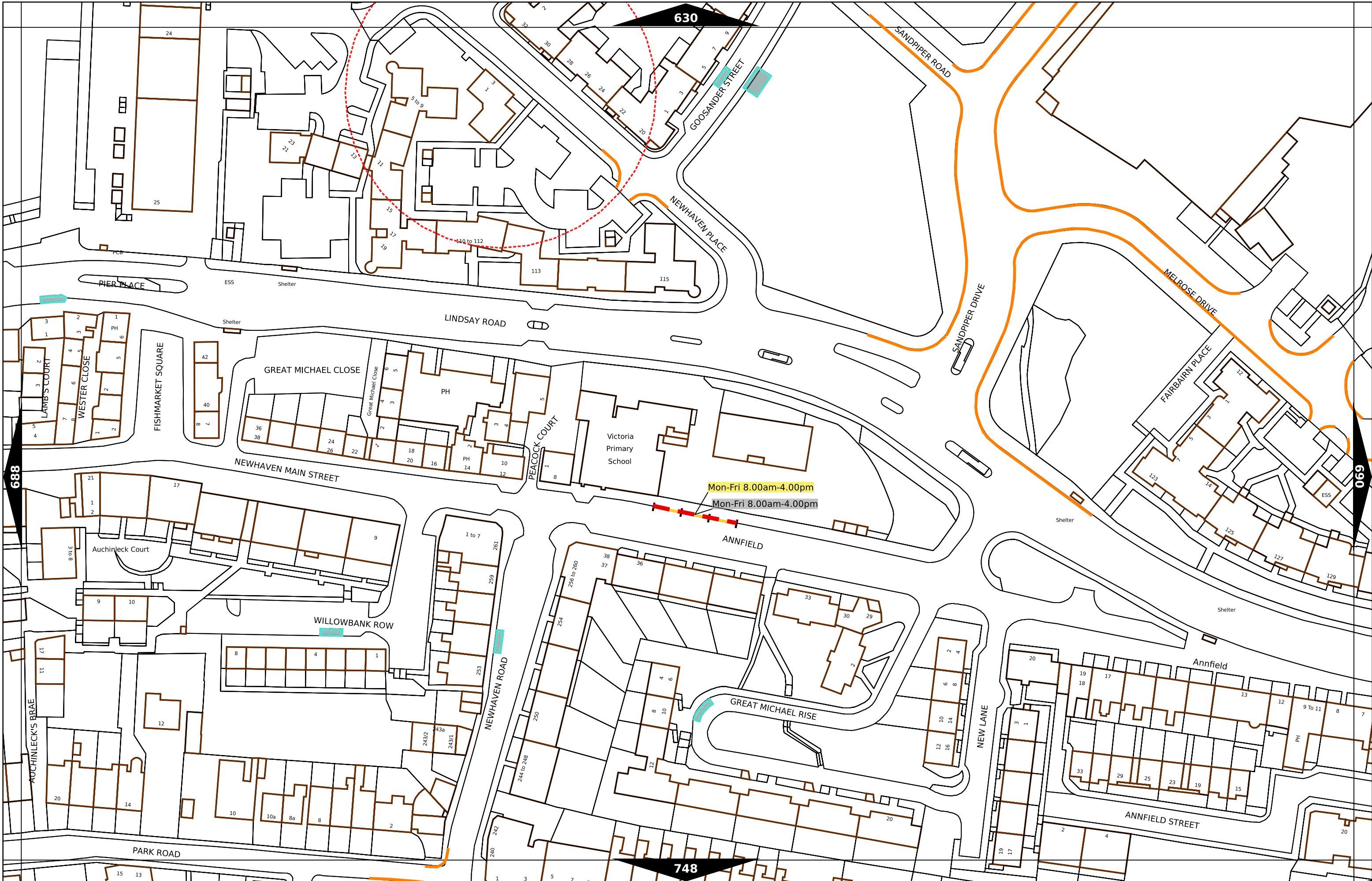
| Controlled Parking Zone/ Priority | Sub zone (where applicable) | Permitted Hours (any such day not being a parking holiday) | Restricted Hours (any such day not being a parking holiday) |
|-----------------------------------|--|--|--|
| Central zone | Sub-zone 1 | 08.30 to 18.30 Mondays to Saturdays inclusive | 08.30 to 18.30 Mondays to Saturdays inclusive |
| | Sub-zone 1A | | |
| | Sub-zone 2 | | |
| | Sub-zone 3 | | |
| Peripheral zone | Sub-zone 4 | 08.30 to 17.30 Mondays to Fridays inclusive | 08.30 to 17.30 Mondays to Fridays inclusive |
| | Sub-zone 5 | | |
| | Sub-zone 5A | | |
| | Sub-zone 6 | | |
| Zone N1 | Sub-zone 7 | | |
| | Sub-zone 8 | | |
| | Zone N2 | | |
| | Zone N3 | | |
| | Zone N4 | | |
| | Zone N5 | | |
| | Zone S1 | | |
| | Zone S2 | | |
| Zone S3 | 08.30 to 09:30 and 16:00 to 17.00 Mondays to Fridays inclusive | 08.30 to 09.30 and 16.00 to 17.00 Mondays to Fridays inclusive | |
| Zone S4 | | | |
| Zone K | | | |
| Priority Parking Area B1 | 10.00 to 11.30 Mondays to Fridays inclusive | - | |
| Priority Parking Area B2 | 13.30 to 15.00 Mondays to Fridays inclusive | - | |
| Priority Parking Area B3 | 10.00 to 11.30 Mondays to Fridays inclusive | - | |
| Priority Parking Area B4 | 11.30 to 13.00 Mondays to Fridays inclusive | - | |
| Priority Parking Area B5 | 11.30 to 13.00 Mondays to Fridays inclusive | - | |
| Priority Parking Area B6 | 11.00 to 12.30 Mondays to Fridays inclusive | - | |
| Priority Parking Area B7 | 09.30 to 11.00 Mondays to Fridays inclusive | - | |
| Priority Parking Area B8 | 12.30 to 14.00 Mondays to Fridays inclusive | - | |
| Priority Parking Area B9 | 13.30 to 15.00 Mondays to Fridays inclusive | - | |
| Priority Parking Area B10 | 13.30 to 15.00 Mondays to Fridays inclusive | - | |

| Pay and display / Pay by phone charge band | Parking charge | Times of operation | Max stay and no return times |
|--|----------------|---|--|
| Band A | £4.50 per hour | Mon-Sat 8:30am-6.30pm | Max stay 10 hours, no return within 1 hour |
| Band B1 | £4.60 per hour | Mon-Sat 8:30am-6.30pm | Max stay 3 hours, no return within 1 hour |
| Band B2 | £4.10 per hour | Mon-Sat 8:30am-6.30pm | Max stay 4 hours, no return within 1 hour |
| Band B3 | £3.50 per hour | Mon-Sat 8:30am-6.30pm | Max stay 4 hours, no return within 1 hour |
| Band C1 | £3.10 per hour | Mon-Fri 8:30am-5.30pm | Max stay 4 hours, no return within 1 hour |
| Band C2 | £2.70 per hour | Mon-Fri 8:30am-5.30pm | Max stay 4 hours, no return within 1 hour |
| Band D | £2.30 per hour | Mon-Fri 8:30am-5.30pm | Max stay 4 hours, no return within 1 hour |
| Band D1 | £2.30 per hour | Mon-Fri 8.00am-6.30pm Sat 8.30am-1.30pm | Max stay 1 hour, no return within 1 hour |
| Band D2 | £2.30 per hour | Mon-Fri 9.15am-4.30pm Sat 8.00am-1.30pm | Max stay 1 hour, no return within 1 hour |
| Band D3 | £2.30 per hour | Mon-Fri 9.15am-4.30pm Sat 8.00am-6.30pm | Max stay 1 hour, no return within 1 hour |
| Band D4 | £2.30 per hour | Mon-Fri 9.30am-4.00pm Sat 8.00am-1.30pm | Max stay 1 hour, no return within 1 hour |
| Band D5 | £2.30 per hour | Mon-Fri 9.30am-4.00pm Sat 8.00am-6.30pm | Max stay 1 hour, no return within 1 hour |
| Band D6 | £2.30 per hour | Mon-Sat 9.00am-5.30pm | Max stay 1 hour, no return within 1 hour |
| Band D7 | £2.30 per hour | Mon-Sat 8.00am-6.30pm | Max stay 2 hours, no return within 1 hour |
| Band D8 | £2.30 per hour | Mon-Fri 8.00am-6.00pm Sat 8.00am-1.30pm | Max stay 1 hours, no return within 1 hour |
| Band G | £5.00 per day | Mon-Fri 8:30am-5.30pm | Max stay 9 hours, no return within 1 hour |
| Band G1 | £5.00 per day | Mon-Fri 8:30am-5.30pm | Max stay 9 hours, no return within 1 hour |
| Band G2 | £5.00 per day | Mon-Fri 8:30am-5.30pm | Max stay 9 hours, no return within 1 hour |
| Band Q | 60p per hour | Mon-Fri 8:30am-5.30pm | Max stay 1 hours, no return within 1 hour |

Note: This table indicated the typical maximum stay periods and any differences are labelled on the map tiles.



| | |
|----------------|-------------|
| Scale at A3 | 1:1000 |
| Effective Date | 15-Oct-2018 |
| Map Tile | 630 |
| Version | 1 |
| Status | CONFIRMED |



| | |
|----------------|-------------|
| Scale at A3 | 1:1000 |
| Effective Date | 11-Mar-2019 |
| Map Tile | 689 |
| Version | 2 |
| Status | CONFIRMED |