



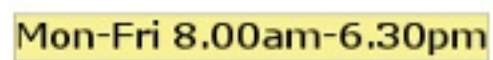











Order items

-  Bus parking place
-  Car club parking place***
-  Diplomatic vehicle parking place***
-  Disabled persons parking place***
-  Doctors parking place***
-  Electric Vehicle parking place***
-  Limited waiting place*
-  Loading place*
-  Motor cycle parking place*
-  Pay and display / Pay by phone bay parking place* ** †
-  Permit holders parking place*
-  Numbered parking place* ††
-  Shared use parking place (Permit holders / Pay and Display / Pay by phone)* ** †
-  Pedal cycle parking place***
-  Police vehicle parking place***
-  No waiting, with restricted hours* (single yellow line)

-  No loading at any time***
-  No loading, with prohibited hours*
-  No waiting at any time (double yellow line)***
-  School keep clear

Other information

-  Waiting restriction ††
-  Loading prohibition ††
-  Pay and display / Pay by phone bay charge band (see table for details) ††
-  Controlled parking zone (see table for details) ††
-  Priority parking area
-  Pay and display / Pay by phone bay charge band area
-  Controlled parking zone / priority parking area
-  Greenways
-  Pedestrianised zone
-  Area covered by a text based traffic regulation order

* These restrictions apply the permitted hours of the controlled parking zone within which they are located. If the permitted hours differ then a label indicates the applicable permitted hours.
 ** These restrictions apply the pay and display/ pay by phone charge band of the pay and display/ pay by phone charge band area in which they are located. If the charge band differs then a label indicates the applicable charge band.
 *** These restrictions apply at any time.
 † These restrictions apply the permitted hours, max stay and no return times of the charge band area in which they are located. If the details differ then a label indicates the applicable details.
 †† Labels will differ dependent upon the area in which the restriction is located.

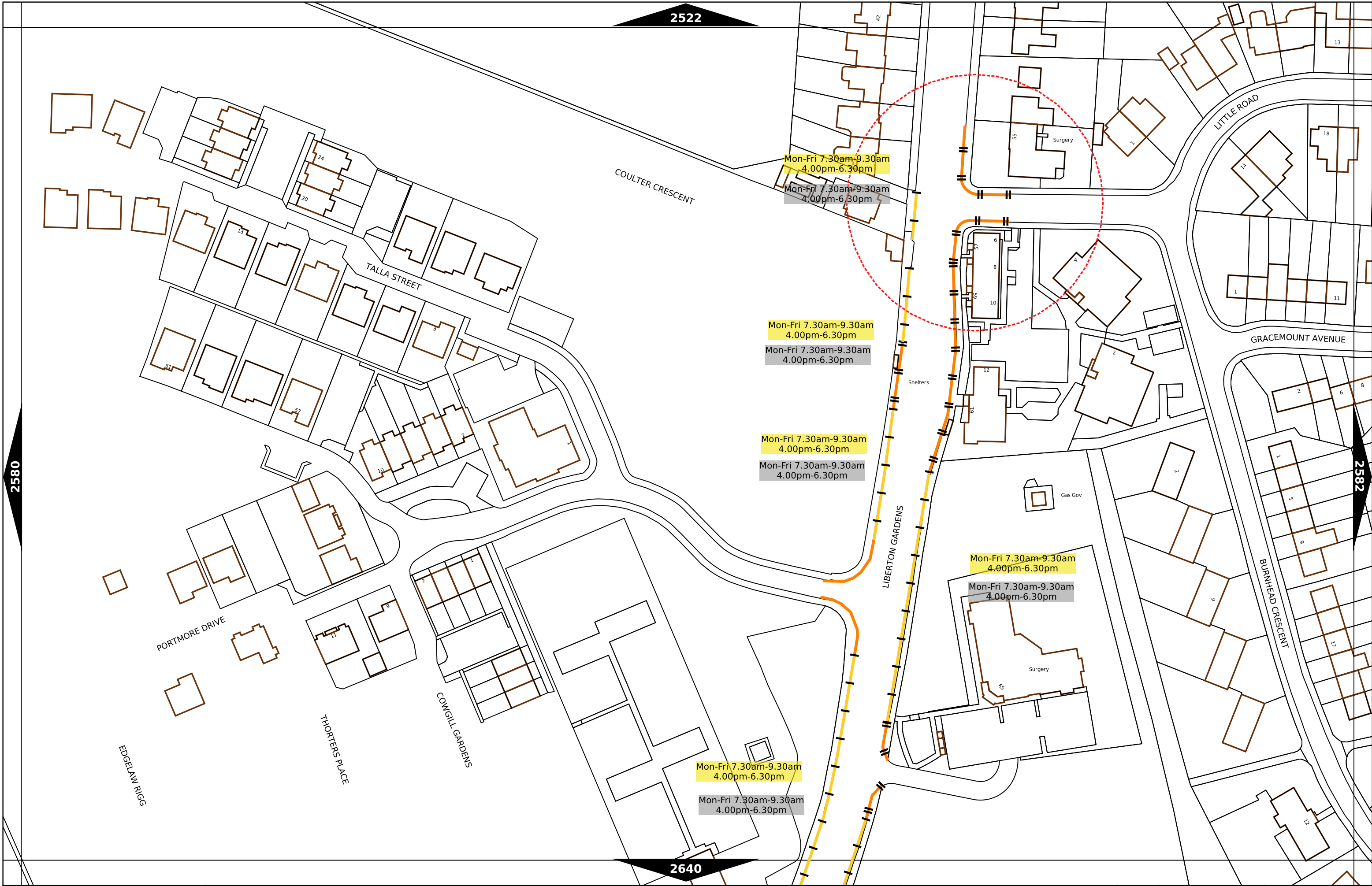
Controlled Parking Zone/ Priority Parking Area	Sub zone (where applicable)	Permitted Hours (any such day not being a parking holiday)	Restricted Hours (any such day not being a parking holiday)
Central zone	Sub-zone 1	08.30 to 18.30 Mondays to Saturdays inclusive	08.30 to 18.30 Mondays to Saturdays inclusive
	Sub-zone 1A		
	Sub-zone 2		
	Sub-zone 3		
	Sub-zone 4		
Peripheral zone	Sub-zone 5	08.30 to 17.30 Mondays to Fridays inclusive	08.30 to 17.30 Mondays to Fridays inclusive
	Sub-zone 5A		
	Sub-zone 6		
	Sub-zone 7		
	Sub-zone 8		
Zone N1	08.30 to 17.30 Mondays to Fridays inclusive	08.30 to 17.30 Mondays to Fridays inclusive	
Zone N2			
Zone N3			
Zone N4			
Zone N5			
Zone S1			
Zone S2			
Zone S3			
Zone S4			
Zone K	08.30 to 09:30 and 16:00 to 17.00 Mondays to Fridays inclusive	08.30 to 09.30 and 16.00 to 17.00 Mondays to Fridays inclusive	
Priority Parking Area B1	10.00 to 11.30 Mondays to Fridays inclusive	-	
Priority Parking Area B2	13.30 to 15.00 Mondays to Fridays inclusive	-	
Priority Parking Area B3	10.00 to 11.30 Mondays to Fridays inclusive	-	
Priority Parking Area B4	11.30 to 13.00 Mondays to Fridays inclusive	-	
Priority Parking Area B5	11.30 to 13.00 Mondays to Fridays inclusive	-	
Priority Parking Area B6	11.00 to 12.30 Mondays to Fridays inclusive	-	
Priority Parking Area B7	09.30 to 11.00 Mondays to Fridays inclusive	-	
Priority Parking Area B8	12.30 to 14.00 Mondays to Fridays inclusive	-	
Priority Parking Area B9	13.30 to 15.00 Mondays to Fridays inclusive	-	
Priority Parking Area B10	13.30 to 15.00 Mondays to Fridays inclusive	-	

Pay and display / Pay by phone charge band	Parking charge	Times of operation	Max stay and no return times
Band A	£4.00 per hour	Mon-Sat 8:30am-6.30pm	Max stay 10 hours, no return within 1 hour
Band B1	£4.20 per hour	Mon-Sat 8:30am-6.30pm	Max stay 3 hours, no return within 1 hour
Band B2	£3.70 per hour	Mon-Sat 8:30am-6.30pm	Max stay 4 hours, no return within 1 hour
Band B3	£3.20 per hour	Mon-Sat 8:30am-6.30pm	Max stay 4 hours, no return within 1 hour
Band C1	£2.90 per hour	Mon-Fri 8:30am-5.30pm	Max stay 4 hours, no return within 1 hour
Band C2	£2.50 per hour	Mon-Fri 8:30am-5.30pm	Max stay 4 hours, no return within 1 hour
Band D	£2.20 per hour	Mon-Fri 8:30am-5.30pm	Max stay 4 hours, no return within 1 hour
Band D1	£2.20 per hour	Mon-Fri 8.00am-6.30pm Sat 8.30am-1.30pm	Max stay 1 hour, no return within 1 hour
Band D2	£2.20 per hour	Mon-Fri 9.15am-4.30pm Sat 8.00am-1.30pm	Max stay 1 hour, no return within 1 hour
Band D3	£2.20 per hour	Mon-Fri 9.15am-4.30pm Sat 8.00am-6.30pm	Max stay 1 hour, no return within 1 hour
Band D4	£2.20 per hour	Mon-Fri 9.30am-4.00pm Sat 8.00am-1.30pm	Max stay 1 hour, no return within 1 hour
Band D5	£2.20 per hour	Mon-Fri 9.30am-4.00pm Sat 8.00am-6.30pm	Max stay 1 hour, no return within 1 hour
Band D6	£2.20 per hour	Mon-Sat 9.00am-5.30pm	Max stay 1 hour, no return within 1 hour
Band D7	£2.20 per hour	Mon-Sat 8.00am-6.30pm	Max stay 2 hours, no return within 1 hour
Band D8	£2.20 per hour	Mon-Fri 8.00am-6.00pm Sat 8.00am-1.30pm	Max stay 1 hours, no return within 1 hour
Band G	£3.00 per day	Mon-Fri 8:30am-5.30pm	Max stay 9 hours, no return within 1 hour
Band G1	£5.00 per day	Mon-Fri 8:30am-5.30pm	Max stay 9 hours, no return within 1 hour
Band G2	£4.00 per day	Mon-Fri 8:30am-5.30pm	Max stay 9 hours, no return within 1 hour
Band Q	50p per hour	Mon-Fri 8:30am-5.30pm	Max stay 1 hours, no return within 1 hour

Note: This table indicated the typical maximum stay periods and any differences are labelled on the map tiles.



Scale at A3	1:1000
Print Date	18-Mar-2019
Map Tile	2522
Version	2
Status	PROPOSED



Scale at A3	1:1000
Print Date	18-Mar-2019
Map Tile	2581
Version	2
Status	PROPOSED